

**LIFEPAK CR® Plus and
LIFEPAK EXPRESS® Defibrillators**
User's Checklist



Year:

Unit Serial Number:

Location:




MONTH
DATE
INITIALS

Instruction and Recommended Corrective Action

Check defibrillator for damage or foreign substances.																				
  is visible on readiness display. If not, refer to Troubleshooting Table.																				
Note use by date of electrode pads: _____																				
Extra set of electrode pads stored with AED (optional). Note use by date of electrode pads: _____																				
Infant/Child electrode pads* stored with AED (optional). Use by date: _____																				
Resuscitation Kit containing: disposable gloves, face mask, trauma scissors and razor stored with AED.																				
Other resuscitation equipment stored with AED: _____ _____																				

* The LIFEPAK CR Plus AED may be used on children up to 8 years old or 25kg (55 lbs) only with the Infant/Child Reduced Energy Defibrillation Electrodes.

Troubleshooting Readiness Display

 CHARGE-PAK™ charger and electrode pads need to be replaced OR CHARGE-PAK charger is not installed.	Use AED if needed.
 Service needed.	Attempt to use AED in an emergency. If AED is inoperable, retrieve another AED if possible and continue CPR until EMS arrives.
 Internal battery not fully charged.	Verify CHARGE-PAK charger is installed. If CHARGE-PAK charger installed use unit if needed.

NOTE: If corrective action is needed leave box unchecked, complete troubleshooting log, and notify: _____.

